




# Jumpstart

Read for the Record®

## FAMILY ACTIVITY GUIDE



Art © 2016 Liz Wong

Read *Quackers* and use the following activities to bring the book to life with your child. Reading aloud with your child builds key language and literacy skills. This shared experience provides an opportunity to connect, fuel your child's imagination, and instill a love of learning and reading that will benefit him or her in kindergarten and beyond.

Learn more at [readfortherecord.org](http://readfortherecord.org).

## VOCABULARY

While you read, explain words that might be new to your child. These explanations can be verbal or more active, such as making a sound or gesture, pointing to an illustration, or using tone of voice to convey a word's meaning.

Here are some words to talk about while reading and discussing *Quackers*:

**Amusing:** makes someone smile or laugh

**Communicating:** getting and sending messages

**Flock:** a group of animals, usually birds

**Options:** choices


**Overjoyed:** very happy

**Strange:** unusual or weird

## ACTIVITIES

### Let's Explore

Quackers likes to spend part of his day at the farm and part at the pond. Explore where you and your child live and play. Encourage a back-and-forth conversation by talking with your child about his or her favorite places to eat, play, and sleep.






# Jumpstart

Read **for the Record**®

## FAMILY ACTIVITY GUIDE



Art © 2016 Liz Wong

## ACTIVITIES

### Learn About Me Scavenger Hunt

Play this fun scavenger hunt game to celebrate your child. This activity will allow you to have a dialogue with your child about what makes you both special and unique. You can also talk about what makes other family members special. Be sure to conclude this activity by reminding your child that everyone is unique, just like Quackers!

- Carrying a bag, box, or basket, walk around your home with your child.
- You will each select 3–5 objects that are special to you. These objects may include a favorite stuffed animal, a book, or favorite food.
- After you find all of your objects, sit and talk about each one. For example:
  - *What makes this object important?*
  - *What happy memories do you have about this object?*

Repeat this activity with a twist!

- Collect 2–3 more objects, but, this time, collect objects that you think would be special to each other (your child will pick items for you, and vice versa).
- After you find all of the objects, sit and talk about each one. For example:
  - *Why did you pick this object?*
  - *Why do you think this object is important?*

### Write or Draw About Quackers

The ducks like to play with Quackers even though he is a cat. Draw pictures and write a story together about what would happen if someone new joined the duck pond. For example, what would happen if you introduced the ducks to a dog? Invite your child to write or draw on the paper with a crayon or marker. Provide help writing if requested and accept your child's scribble writing, if used.

